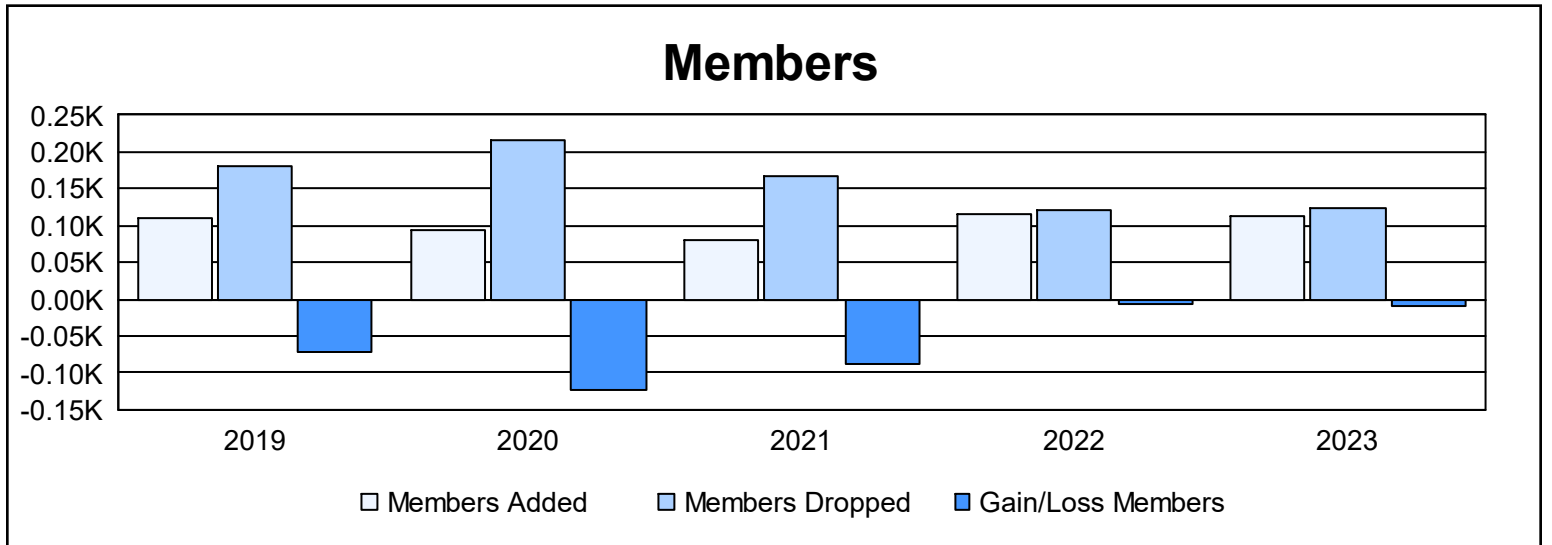
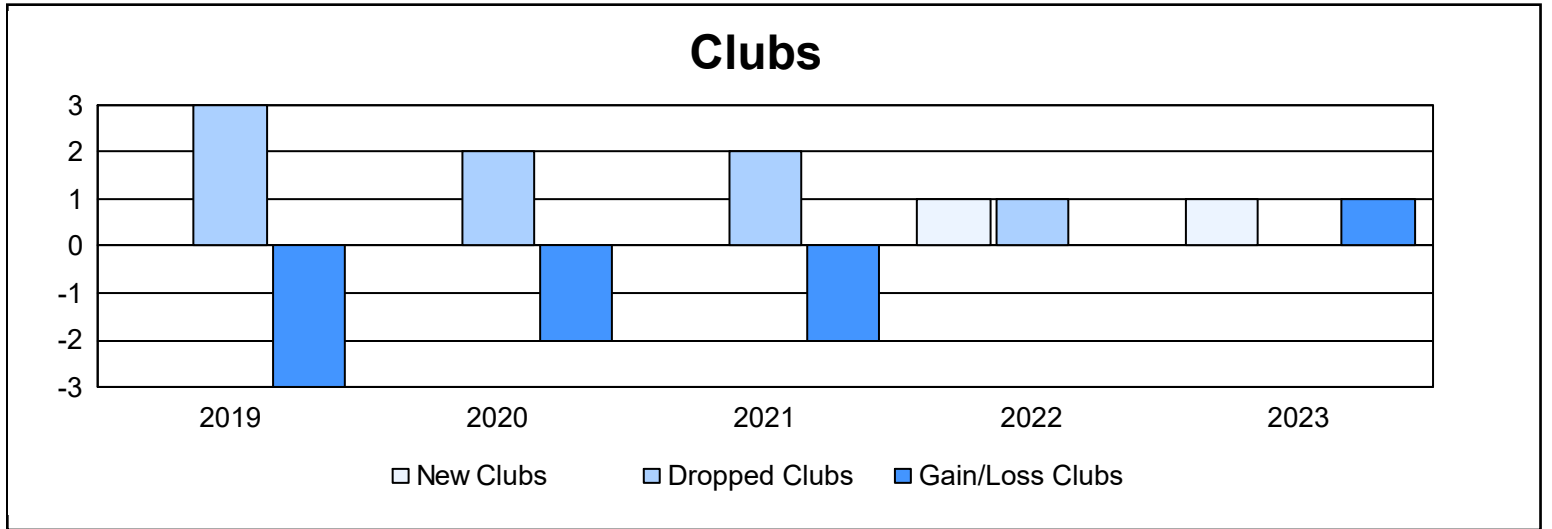
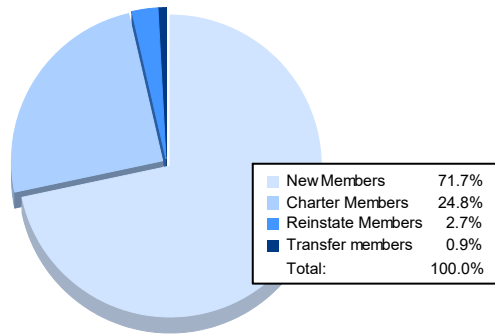


| Year | New Clubs | Dropped Clubs | Gain/ Loss Clubs | New Members | Charter Members | Reinstate Members | Transfer Members | Total Member Added | Total Members Dropped | Gain/ Loss Members |
|----------------|-----------|---------------|------------------|-------------|-----------------|-------------------|------------------|--------------------|-----------------------|--------------------|
| 2018-2019 | 0 | 3 | -3 | 92 | 0 | 2 | 16 | 110 | 182 | -72 |
| 2019-2020 | 0 | 2 | -2 | 88 | 0 | 0 | 5 | 93 | 215 | -122 |
| 2020-2021 | 0 | 2 | -2 | 72 | 3 | 4 | 1 | 80 | 168 | -88 |
| 2021-2022 | 1 | 1 | 0 | 84 | 30 | 0 | 1 | 115 | 122 | -7 |
| 2022-2023 | 1 | 0 | 1 | 81 | 28 | 3 | 1 | 113 | 123 | -10 |
| Average | 0 | 2 | -1 | 83 | 12 | 2 | 5 | 102 | 162 | -60 |



Membership Composition June 2023 Cumulative



Gender Composition June 2023 Cumulative

